



FD 346 Document Folder

DOCUMENT FOLDING



- Processes up to 15,500 sheets per hour
- Color touchscreen control panel
- Fold plates marked with 6 popular folds
- Telescoping output conveyor
- Infeed holds up to 500 sheets

FORMAX[®]


www.formax-equipment.com

Local Dealer:

The **FD 346 Document Folder** is a fast, dependable, easy-to-use solution for virtually all folding applications. The **color touchscreen control panel** uses internationally-recognized symbols in place of text, making it easy for anyone to use. Six popular folds are clearly marked on the fold plates. Simply load the feeder with up to 500 sheets, and after folding, the FD 346 will hold the finished pieces on patented **telescoping conveyor system**. Additional features include **AutoBatch** for processing sets of documents, **adjustable output stacker wheels**, a **cross-folding guide** for two-pass operation, and the ability to set **custom folds**. The optional **multi-sheet feeder** allows up to 4 stapled or unstapled sheets to be folded at one time.




Color Touchscreen Control Panel
Utilizes easily-recognized symbols in place of text




Adjustable Stacker Wheels
Neatly stack different paper sizes and fold types



Optional Multi-Sheet Feeder
Up to 4 stapled or unstapled sheets can be folded at once



Telescoping Conveyor System
Extends from 14" to 36" in length and holds up to 500 folded pieces



Pre-Marked for Standard Folds
Fold plates are clearly marked for six popular fold types

STANDARD FEATURES

- Folds up to 15,500 pieces per hour
- Color touchscreen
- Drop-in three-roller feed system
- Adjustable stacker wheels
- Telescoping conveyor holds up to 500 sheets
- 6-Digit resettable & 8-Digit life counters
- AutoBatch™ programmable setting
- Pre-marked for six folds in common paper sizes
- Custom folds
- Quick release fold stops
- Fine-tune adjustment
- Cross-folding guide for two-pass operation
- Easy-off feed wheel shaft
- Self centering side guides
- Fault detection

OPTIONS

- Multi-sheet feeder
- Locking cabinet

SPECIFICATIONS

Speed	Up to 15,500 sheets per hour, based on 11" Z-Fold
Hopper Capacity	Up to 500 sheets 20#
Pre-Set Folds	C, V, Z, Gate, Fold Out, and Double Parallel
Paper Sizes	Min: 3.5" W x 5" L (89 x 127mm) Max: 12.25" W x 18" L (311 x 457mm)
Dimensions - Closed	33" L x 20" W x 19" H (838 x 508 x 483mm)
Dimensions - Extended	60" L x 20" W x 19" H (1524 x 508 x 483mm)
Weight	67 lbs (30kg)
Power	FD Model: 110VAC 50/60 Hz FE Model: 220VAC 50/60 HZ
Safety Certifications	UL, CUL, and CE approved